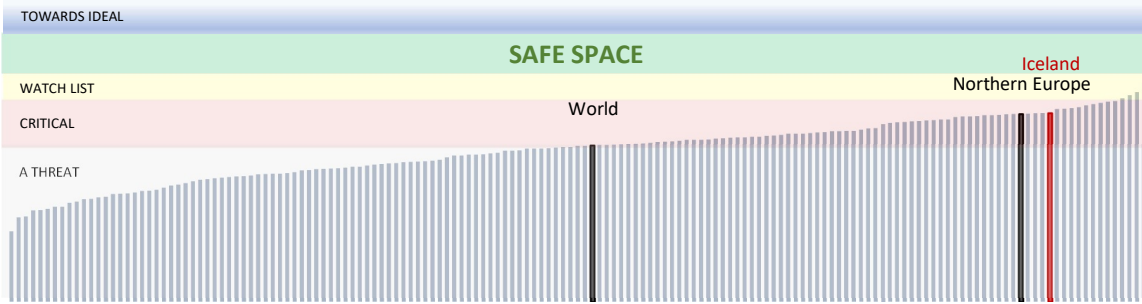
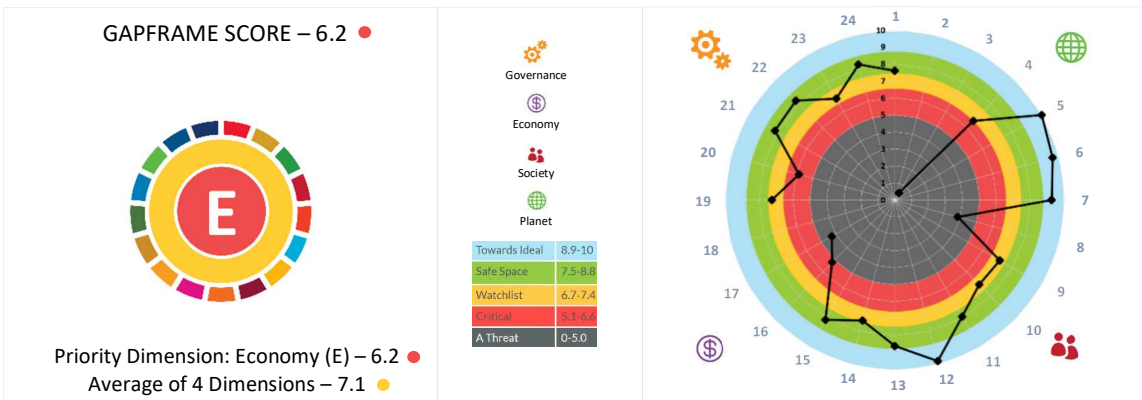


GLOBAL RANKING 14 (out of 155)



COUNTRY PERFORMANCE

PERFORMANCE BY ISSUE - 4 DIMENSIONS



PLANET

6.8

ISSUE	Value	Rating
1. Biodiversity	7.6	●
2. Carbon Quotient	-	
3. Oceans	0.5	●
4. Land & Forests	6.6	●
5. Clean Air	1.0	●
6. Water	9.6	●
7. Clean Energy	9.2	●
8. Waste Treatment	3.8	●

SOCIETY

8.0

ISSUE	Value	Rating
9. Health	7.1	●
10. Equal Opportunity	7.1	●
11. Education	7.9	●
12. Living Conditions	9.8	●
13. Social Integration	8.6	●
14. Quality of Life	7.4	●

ECONOMY

6.2

ISSUE	Value	Rating
15. Employment	8.2	●
16. Resources Use	5.2	●
17. Sustainable Consumption	4.3	●
18. Sustainable Production	-	
19. Innovation	7.2	●

GOVERNANCE

7.5

ISSUE	Value	Rating
20. Public Finance	5.8	●
21. Structural Resilience	8.1	●
22. Peace & Cooperation	8.2	●
23. Business Integrity	6.9	●
24. Transparency	8.3	●

## PERFORMANCE BY PROXY INDICATOR - 24 ISSUES

The GAPFRAME translates the Sustainable Development Goals into relevant issues for all nations, adding and amending aspects where needed. The indicators were selected to compare a current performance versus an ideal state in the interest to define the gap to a safe space for all. They represent current best available proxies to illustrate the situation of all 24 issues. Resolving the proxy indicators is not necessarily identical with solving the issues.

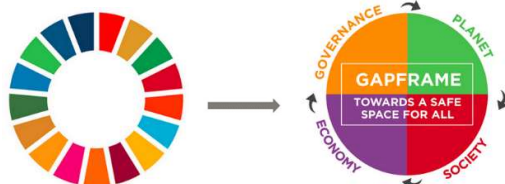
### PLANET

	Value	Rating
<b>Biodiversity</b>		
Extinction rate of animals	6.0	●
Protected terrestrial habitat areas	9.2	●
<b>Carbon Quotient</b>		
Carbon quotient	-	
<b>Oceans</b>		
Fish stock	1.0	●
Phosphate consumption / cultivated land	0.0	●
<b>Land &amp; forest</b>		
Soil quality	9.6	●
Organic farming	0.2	●
Land degradation (desertification)	9.9	●
<b>Clean Air</b>		
Exposure to air pollution	10	●
<b>Water</b>		
Renewable water resources	10	●
Water quality	9.3	●
<b>Clean Energy</b>		
Renewable energy	9.0	●
Domestic use of solid fuels	9.5	●
<b>Waste treatment</b>		
Recovered & recycled municipal waste	2.5	●
Treatment of waste water	5.2	●

### ECONOMY

	Value	Rating
<b>Employment</b>		
Job security	7.3	●
Youth unemployment	8.2	●
Unemployment rate	8.0	●
Slave labour	9.2	●
<b>Resources Use</b>		
Energy intensity	0.4	●
Natural resources depletion	10	●
<b>Sustainable Consumption</b>		
Carbon consumption / inhabitant	-	
Energy Savings	4.3	●
<b>Sustainable Production</b>		
Irrigated agricultural land	-	
Companies with a sustainability report	-	
Soundness of banks	2.5	●
<b>Innovation</b>		
Ease of access to loans	3.0	●
Availability of latest technologies	9.1	●
Internet users	9.7	●

## GAPFRAME LINK TO SDGs 2030



Find out more at [www.gapframe.org](http://www.gapframe.org)

## SOCIETY

	Value	Rating
<b>Health</b>		
Child survival	9.8	●
Sufficient food	10	●
Obesity rate	4.5	●
Alcohol abuse	4.3	●
<b>Equal Opportunity</b>		
Gender wage gap	6.4	●
Female representation in parliament	7.4	●
Women presence in boards	-	
Income distribution (GINI)	7.3	●
<b>Education</b>		
Primary education, enrolment rate, net%	9.7	●
Quality of educational system	6.5	●
Youth in educational training	7.6	●
Adult literacy rate	-	
<b>Living Conditions</b>		
Access to electricity	10	●
Access to an improved drinking water	10	●
Safe sanitation	10	●
Safety on the road	9.3	●
<b>Social integration</b>		
Tolerance for homosexuals	8.2	●
Minority discrimination	9.0	●
<b>Quality of life</b>		
Life satisfaction	7.5	●
Quality of support network	8.7	●
Work-Life Balance	5.9	●
Poverty among population	-	

## GOVERNANCE

	Value	Rating
<b>Public Finance</b>		
Government debt	3.5	●
Budget balance	8.2	●
<b>Structural Resilience</b>		
Quality of overall infrastructure	8.7	●
Tolerance for immigrants	7.8	●
Public sector corruption	7.9	●
<b>Peace &amp; Cooperation</b>		
Share of voice - freedom of assembly	10	●
Freedom of movement	10	●
Strength of legal rights	4.2	●
Terrorism	8.8	●
<b>Business Integrity</b>		
Ethical behaviour of firms	7.4	●
Effectiveness of anti-monopoly policy	5.5	●
Healthy business support	7.7	●
<b>Transparency</b>		
Good governance	7.9	●
Policy knowledge	7.8	●
Legal certainty	8.9	●
Freedom of expression	9.2	●
Judicial independence	7.5	●

## COMPARISON WITH OTHER METRICS

Index	Score	Global Rank
GAPFRAME Index	6.2 / 10	14 / 155
SDG Index 2017	79.0 / 100	14 / 157
Human Development Index 2015	0.92 / 1	9 / 188
Social Progress Index 2017	90.3 / 100	3 / 128
Happiness Index 2017	7.5 / 10	3 / 155