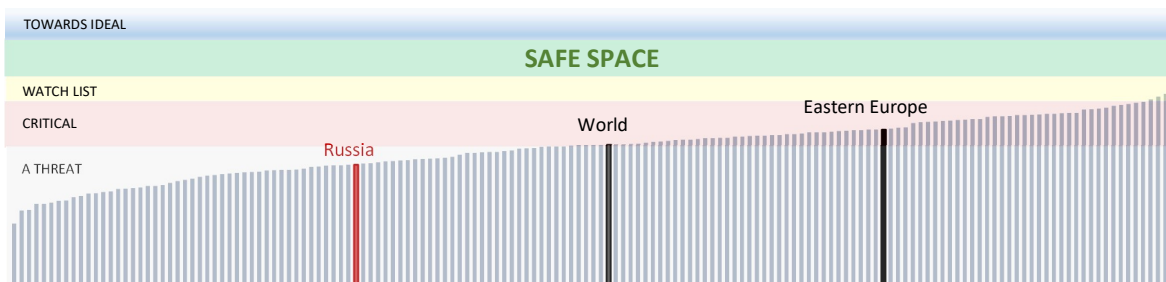
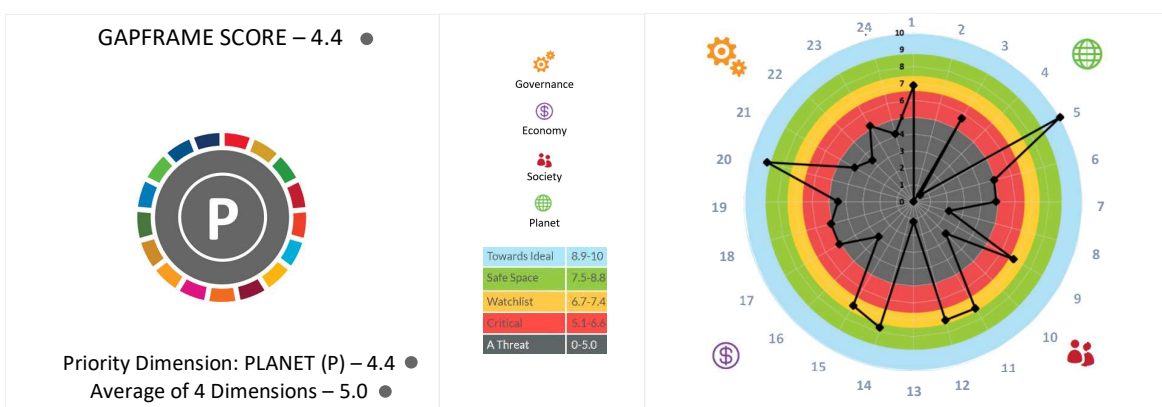


GLOBAL RANKING 109 (out of 155)



COUNTRY PERFORMANCE

PERFORMANCE BY ISSUE – 4 DIMENSIONS



PLANET 4.4		
ISSUE	Value	Rating
1. Biodiversity	6.9	●
2. Carbon Quotient	0.0	●
3. Oceans	5.7	●
4. Land & Forests	0.5	●
5. Clean Air	10	●
6. Water	4.9	●
7. Clean Energy	4.9	●
8. Waste Treatment	2.2	●

ECONOMY 4.9		
ISSUE	Value	Rating
15. Employment	7.1	●
16. Resources Use	2.9	●
17. Sustainable Consumption	5.1	●
18. Sustainable Production	5.1	●
19. Innovation	4.5	●

SOCIETY 5.5		
ISSUE	Value	Rating
9. Health	6.8	●
10. Equal Opportunity	2.7	●
11. Education	7.3	●
12. Living Conditions	7.3	●
13. Social Integration	1.2	●
14. Quality of Life	7.7	●

GOVERNANCE 5.1		
ISSUE	Value	Rating
20. Public Finance	9.0	●
21. Structural Resilience	4.0	●
22. Peace & Cooperation	3.4	●
23. Business Integrity	5.2	●
24. Transparency	4.1	●

PERFORMANCE BY PROXY INDICATOR - 24 ISSUES

The GAPFRAME translates the Sustainable Development Goals into relevant issues for all nations, adding and amending aspects where needed. The indicators were selected to compare a current performance versus an ideal state in the interest to define the gap to a safe space for all. They represent current best available proxies to illustrate the situation of all 24 issues. Resolving the proxy indicators is not necessarily identical with solving the issues.

PLANET

	Value	Rating
Biodiversity		
Extinction rate of animals	7.3	●
Protected terrestrial habitat areas	6.4	●
Carbon Quotient		
Carbon quotient	0.0	●
Oceans		
Fish Stock	1.7	●
Phosphate consumption / cultivated land	9.6	●
Land & forest		
Soil quality	1.2	●
Organic farming	0.0	●
Land degradation (desertification)	0.4	●
Clean Air		
Exposure to air pollution	10	●
Water		
Renewable water resources	9.8	●
Water quality	0.0	●
Clean Energy		
Renewable energy	0.2	●
Domestic use of solid fuels	9.5	●
Waste treatment		
Recovered & recycled municipal waste	-	
Treatment of waste water	2.2	●

ECONOMY

	Value	Rating
Employment		
Job security	7.3	●
Youth unemployment	7.9	●
Unemployment rate	8.2	●
Slave labour	5.1	●
Resources Use		
Energy intensity	5.8	●
Natural resources depletion	0.0	●
Sustainable Consumption		
Carbon consumption / inhabitant	6.2	●
Energy Savings	3.9	●
Sustainable Production		
Irrigated agricultural land	-	
Companies with a sustainability report	5.5	●
Soundness of banks	4.6	●
Innovation		
Ease of access to loans	3.3	●
Availability of latest technologies	4.0	●
Internet users	6.1	●

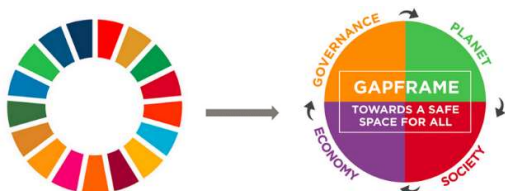
SOCIETY

	Value	Rating
Health		
Child survival	8.3	●
Sufficient food	10	●
Obesity rate	3.8	●
Alcohol abuse	5.2	●
Equal Opportunity		
Gender wage gap	-	
Female representation in parliament	0.9	●
Women presence in boards	1.3	●
Income distribution (GINI)	5.8	●
Education		
Primary education, enrolment rate, net%	8.3	●
Quality of educational system	4.1	●
Youth in educational training	6.8	●
Adult literacy rate	10	●
Living Conditions		
Access to electricity	10	●
Access to an improved drinking water	6.7	●
Safe sanitation	7.1	●
Safety on the road	5.4	●
Social integration		
Tolerance for homosexuals	0.9	●
Minority discrimination	1.5	●
Quality of life		
Life satisfaction	6.0	●
Quality of support network	6.7	●
Work-Life Balance	9.9	●
Poverty among population	8.2	●

GOVERNANCE

	Value	Rating
Public Finance		
Government debt	9.3	●
Budget balance	8.6	●
Structural Resilience		
Quality of overall infrastructure	5.2	●
Tolerance for immigrants	4.1	●
Public sector corruption	2.7	●
Peace & Cooperation		
Share of voice - freedom of assembly	0.0	●
Freedom of movement	5.0	●
Strength of legal rights	5.0	●
Terrorism	3.8	●
Business Integrity		
Ethical behaviour of firms	4.9	●
Effectiveness of anti-monopoly policy	4.4	●
Healthy business support	6.2	●
Transparency		
Good governance	3.5	●
Policy knowledge	-	
Legal certainty	-	
Freedom of expression	5.7	●
Judicial independence	3.2	●

GAPFRAME LINK TO SDGs 2030



COMPARISON WITH OTHER METRICS

Index	Score	Global Rank
GAPFRAME Index	4.4 / 10	109 / 155
SDG Index 2017	68.9 / 100	62 / 157
Human Development Index 2015	0.80 / 1	49 / 188
Social Progress Index 2017	67.2 / 100	67 / 128
Happiness Index 2017	6.0 / 10	49 / 155