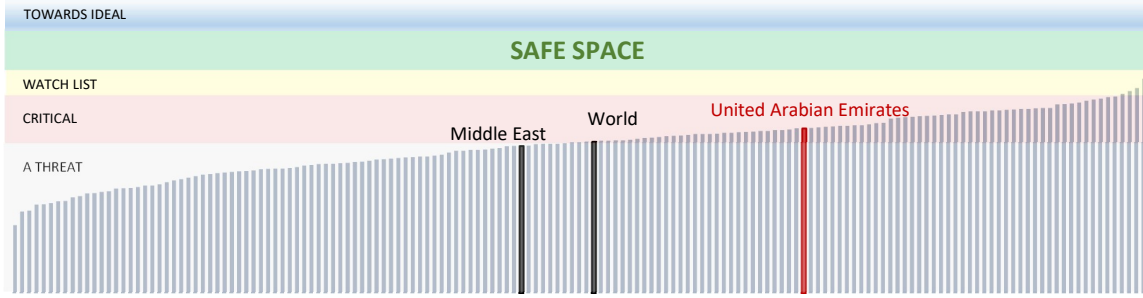
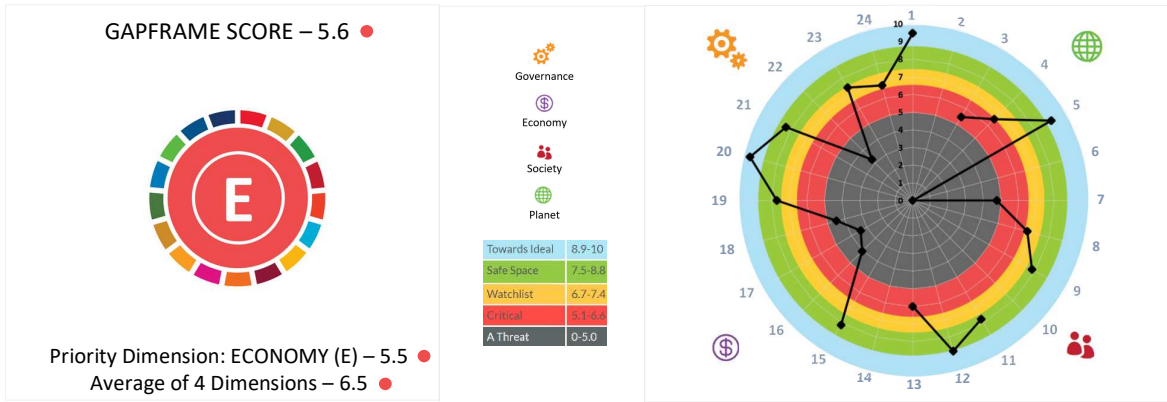


GLOBAL RANKING 48 (out of 155)



COUNTRY PERFORMANCE

PERFORMANCE BY ISSUE – 4 DIMENSIONS



PLANET 6.0		
ISSUE	Value	Rating
1. Biodiversity	9.5	●
2. Carbon Quotient	-	●
3. Oceans	5.5	●
4. Land & Forests	6.5	●
5. Clean Air	9.0	●
6. Water	0.0	●
7. Clean Energy	4.8	●
8. Waste Treatment	6.7	●

SOCIETY 7.6		
ISSUE	Value	Rating
9. Health	7.8	●
10. Equal Opportunity	-	●
11. Education	7.7	●
12. Living Conditions	8.8	●
13. Social Integration	6.0	●
14. Quality of Life	-	●

ECONOMY 5.5		
ISSUE	Value	Rating
15. Employment	8.1	●
16. Resources Use	4.1	●
17. Sustainable Consumption	3.4	●
18. Sustainable Production	4.5	●
19. Innovation	7.7	●

GOVERNANCE 7.0		
ISSUE	Value	Rating
20. Public Finance	9.5	●
21. Structural Resilience	8.3	●
22. Peace & Cooperation	3.3	●
23. Business Integrity	7.4	●
24. Transparency	6.7	●

PERFORMANCE BY PROXY INDICATOR - 24 ISSUES

The GAPFRAME translates the Sustainable Development Goals into relevant issues for all nations, adding and amending aspects where needed. The indicators were selected to compare a current performance versus an ideal state in the interest to define the gap to a safe space for all. They represent current best available proxies to illustrate the situation of all 24 issues. Resolving the proxy indicators is not necessarily identical with solving the issues.

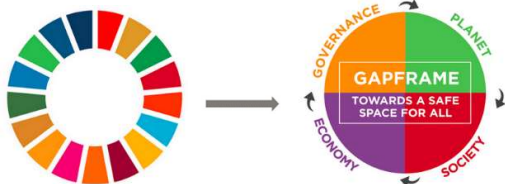
🌍 PLANET

	Value	Rating
Biodiversity		
Extinction rate of animals	-	
Protected terrestrial habitat areas	9.5	●
Carbon Quotient		
Carbon quotient	-	
Oceans		
Fish Stock	0.9	●
Phosphate consumption / cultivated land	10	●
Land & forest		
Soil quality	9.2	●
Organic farming	0.3	●
Land degradation (desertification)	10	●
Clean Air		
Exposure to air pollution	9.0	●
Water		
Renewable water resources	0.0	●
Water quality	-	
Clean Energy		
Renewable energy	0.0	●
Domestic use of solid fuels	9.5	●
Waste treatment		
Recovered & recycled municipal waste	-	
Treatment of waste water	6.7	●

💰 ECONOMY

	Value	Rating
Employment		
Job security	-	
Youth unemployment	8.3	●
Unemployment rate	8.7	●
Slave labour	7.3	●
Resources Use		
Energy intensity	8.1	●
Natural resources depletion	0.0	●
Sustainable Consumption		
Carbon consumption / inhabitant	0.0	●
Energy Savings	6.8	●
Sustainable Production		
Irrigated agricultural land	4.5	●
Companies with a sustainability report	1.5	●
Soundness of banks	7.4	●
Innovation		
Ease of access to loans	6.2	●
Availability of latest technologies	8.0	●
Internet users	8.8	●

GAPFRAME LINK TO SDGs 2030



Find out more at www.gapframe.org

👤 SOCIETY

	Value	Rating
Health		
Child survival	9.6	●
Sufficient food	10	●
Obesity rate	1.6	●
Alcohol abuse	10	●
Equal Opportunity		
Gender wage gap	-	
Female representation in parliament	-	
Women presence in boards	-	
Income distribution (GINI)	-	
Education		
Primary education, enrolment rate, net%	7.1	●
Quality of educational system	7.1	●
Youth in educational training	-	
Adult literacy rate	9.0	●
Living Conditions		
Access to electricity	9.4	●
Access to an improved drinking water	9.3	●
Safe sanitation	9.8	●
Safety on the road	6.8	●
Social integration		
Tolerance for homosexuals	-	
Minority discrimination	6.0	●
Quality of life		
Life satisfaction	-	
Quality of support network	-	
Work-Life Balance	-	
Poverty among population	-	

⚙️ GOVERNANCE

	Value	Rating
Public Finance		
Government debt	9.1	●
Budget balance	10	●
Structural Resilience		
Quality of overall infrastructure	9.0	●
Tolerance for immigrants	8.8	●
Public sector corruption	7.0	●
Peace & Cooperation		
Share of voice - freedom of assembly	0.0	●
Freedom of movement	2.5	●
Strength of legal rights	1.7	●
Terrorism	9.0	●
Business Integrity		
Ethical behaviour of firms	8.1	●
Effectiveness of anti-monopoly policy	7.2	●
Healthy business support	6.9	●
Transparency		
Good governance	6.1	●
Policy knowledge	-	
Legal certainty	-	
Freedom of expression	6.4	●
Judicial independence	7.7	●

COMPARISON WITH OTHER METRICS

Index	Score	Global Rank
GAPFRAME Index	5.6 / 10	48 / 155
SDG Index 2017	66.0 / 100	77 / 157
Human Development Index 2015	0.84 / 1	42 / 188
Social Progress Index 2017	N/A	N/A
Happiness Index 2017	6.6 / 10	21 / 155